

Arriving June/July 2019



Crane image is generic – see over for detailed crane specs



CRONER MKE DUMP+CRANE TRUCK

HC Class

MANUAL (Long Wheelbase) \$125,995*

WARRANTY

1 year unlimited mileage + 1 year or 200,000 km for powertrain

RUSTPROOFING

\$795.00

ANNUAL RUSTPROOFING INSPECTION

\$330

Annual TCD Fee

\$2,380.32

LENGTH (in.)	WIDTH (in.)	C.C	TARE (lbs.)	LOAD (lbs.)	GVW (lbs.)
254.57	86.61	5,100	(tbc)	(tbc)	(tbc)

*PRICING SUBJECT TO CHANGE PER SHIPMENT

| Mon - Fri: 8am - 6pm | Sat: 9am - 5pm

**STANDARD FEATURES






- Model Year 2019
- Croner MKE 11 Ton 4x2 Rigid
- 5,100c.c / 5 Litres GH5E Engine (210 hp) with turbo intercooler
- In-line 4-cylinder Diesel Engine
- Euro 3 Emission Level
- Manual 6-Speeds Transmission
- Front Parabolic Spring Chassis
- Fuel Capacity: 100 Litres (26 US Gallons)
- 2 Batteries, 110AH
- Day cab
- Wheelbase 3,750mm
- Wheel/tyre dimensions: 235/75 R17.5
- Air conditioning
- Power Windows
- Back-up alarm
- Tacograph preparation
- 10 Ton Jack
- Anti-lock braking system
- Radio MP3
- Transmission PTO with DIN connection
- Brackets only for Fire Extinguisher
- One Warning Triangle
- Standard Seat With Air Suspension
- Economy Passenger Seat
- Auxiliary Passenger Seat

Crane Specifications

- TADANO, model # TM-ZE303MH (5 metres)
- Capacity 3,030 kg at 2.5 m (4-parts of lines)
- Boom:
 - Fully powered telescoping boom of pentagonal box construction
 - 3-sections
 - Length: 3.28 m - 7.71 m
 - Extending speed: 4.43 m / 12 s
 - Elevating range/speed: 1° to 78° / 7.5s
 - Max. lifting height: Approx. 9.2 m▶
 - Max. load radius: 7.5 m▶
- Winch:
 - Hydraulic motor driven
 - Spur gear speed reduction, provided with mechanical brake
 - Max. single line pull: 7.45 kN {760 kgf}
 - Max. single line speed: 76 m/min. (at 4th layer)
 - Wire rope (Diameter x length): 8 mm x 5
- Hydraulic System: Multiple control valves with integral safety valves
- Slewing:
 - Hydraulic motor driven
 - Worm gear speed reduction
 - Continuous 360° full circle slewing on ball bearing slew ring
 - Automatic slewing lock
 - Slewing Speed: 2.5 min-1 {rpm}
- Outriggers:
 - Manually extended sliders & hydraulically extended jacks
 - Integral with crane frame
 - Extension width: Max: 3.4m, Mid: 2.7m, Min: 2.0m
- Standard Safety Devices:
 - Load meter, Load indicator, Anti-two-block alarm, Hoisting limiter, P.T.O. indicator lamp, Hook safety latch, Hydraulic safety valves, Level gauge

▶ Boom deflection & subsequent radius and boom angle change must be accounted for when applying load to hook

AVAILABLE COLOURS

- Calm White 
- Primary Yellow 
- Honey Yellow 
- Forest Green 
- Crimson Red 

**ALL VEHICLES SUPPLIED INCLUDES BERMUDA SPECIFICATIONS

| Mon - Fri: 8am - 6pm | Sat: 9am - 5pm